


Denmark



In Denmark, respondents do not perceive significant disparities in access to health and education services. They believe that most women and men have control over their lives and have similar work opportunities. However, more than 10% disagree that women should be free to make choices regarding marriage – if they marry at all and when and whom they marry.

Nearly 10% of respondents do not agree that it is essential for society to treat women as equal to men and 16% believe there are acceptable circumstances for someone to hit their spouse or partner. In addition, 72% of respondents think that women call attention to themselves based on how they dress, and 27% believe it is appropriate for men to discuss a female colleague's appearance at work. More than half of respondents agree that women and men are portrayed in traditional roles in the media.

While 90% of respondents believe that equal pay for equal work is important to their country's progress, 15% agree that for the same job, men should be paid more than women. Furthermore, a surprising 25% of respondents agree that it is natural for men to earn more than women, as they should be the primary providers, and the same percentage agree that women should work less and devote more time to caring for their family.

Almost 15% of respondents believe it is more important for a boy to get a university education than a girl. Nearly 14% agree that in times of job scarcity men should have more right to a job than women and the same percentage agree that in times of food shortages, priority should be given to men.

Denmark

TABLE 1

Perceptions: Percentage of respondents who agree with the statement

	% FOR MOST WOMEN	% FOR MOST MEN
In general, it is easy for most women/most men to get a quality education	82.8	83.2
In general, it is easy for most women/most men to be hired as skilled workers	72.5	77.5
In general, it is easy for most women/most men to run for elected office	74.4	78.9
In general, it is easy for women/men to buy property in their own name	81.5	84.0
In general, most women/men have control over their decision on who to marry	84.8	84.0
In general, most women/most men have control over their lives	83.0	83.6
In general, most women/most men have control over their personal finances	83.1	83.5

TABLE 2

Perceptions: Percentage of respondents who agree with each statement

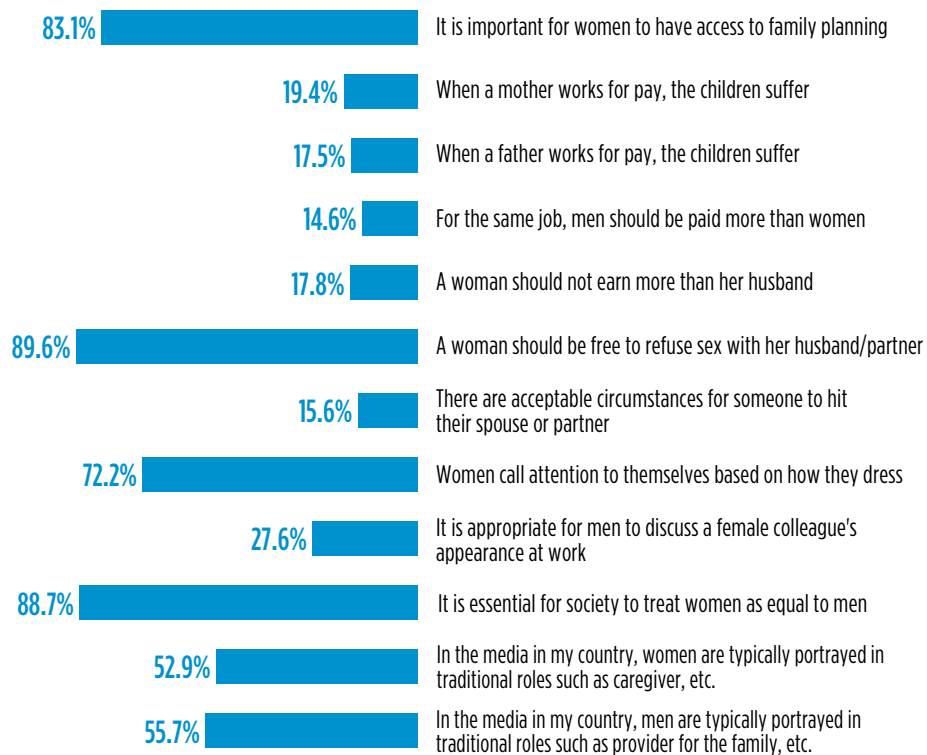
	% POOR/ UNSAFE	% ADEQUATE
In general, the quality of basic health care for women is	2.3	18.7
In general, the quality of basic health care for men is ...	2.9	21.5
In general, the quality of basic health care for you is ..	3.8	20.4
The quality of family planning services is ...	3.5	37.2
In general, do most women feel safe when they are in their home (by safe, we mean "free from physical, mental, or emotional harm")?	2.4	16.3
In general, do most women feel safe when they are in public spaces (by safe, we mean "free from physical, mental, or emotional harm")?	2.9	19.5

Denmark

FIGURE 1



Attitudes: Percentage of respondents who agree with each statement



Denmark

FIGURE 2



Future ideal: In your opinion, how important is each of the following to your country's future?

(Completely important + somewhat important)

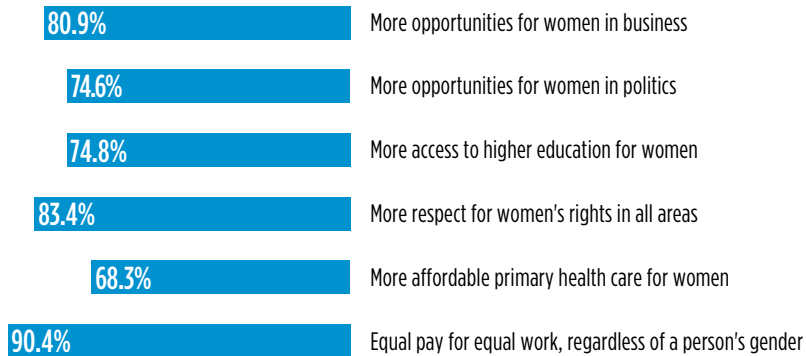


FIGURE 3



Societal roles and priorities: Percentage of respondents who agree with each statement

