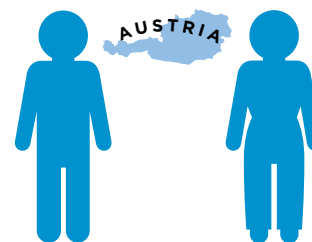


Austria



Respondents in Austria believe that the future success of their country requires equal pay for equal work, regardless of a person's gender. They believe that it is easier for men than women to have access to education, to be skilled workers and to run for elected office. Men are seen to have more control over their lives and personal finances, but women have more control over who they choose to marry.

More people believe that children suffer when a mother works for pay than when a father works for pay, placing a greater responsibility for the family on women. At least 15% of respondents believe that it is natural for men to earn more than women, as they should be the primary providers, and 18% believe that a man's job is to earn money while a woman's is to look after the house and the family. In addition, 36% agree that women should work less and devote more time to caring for their family.

Respondents agree that it is essential for society to treat women and men as equals, yet 8% of respondents agree that a woman should not be free to refuse sex with her husband/partner, and 11% believe that a woman should not earn more than her husband. Additionally, 71% of respondents agree that women call attention to themselves based on how they dress, and over half agree that it is appropriate for men to discuss a female colleague's appearance at work.

In addition, nearly 14% of respondents believe that when jobs are scarce, men should have more right to a job than women, and nearly 10% believe that men should get priority during times of food scarcity.

Austria

TABLE 1

Perceptions: Percentage of respondents who agree with the statement

	% FOR MOST WOMEN	% FOR MOST MEN
In general, it is easy for most women/most men to get a quality education	67.9	77.4
In general, it is easy for most women/most men to be hired as skilled workers	53.7	71.6
In general, it is easy for most women/most men to run for elected office	45.8	64.9
In general, it is easy for women/men to buy property in their own name	78.7	83.4
In general, most women/men have control over their decision on who to marry	73.6	71.9
In general, most women/most men have control over their lives	76.1	82.0
In general, most women/most men have control over their personal finances	78.0	83.0

TABLE 2

Perceptions: Percentage of respondents who agree with each statement

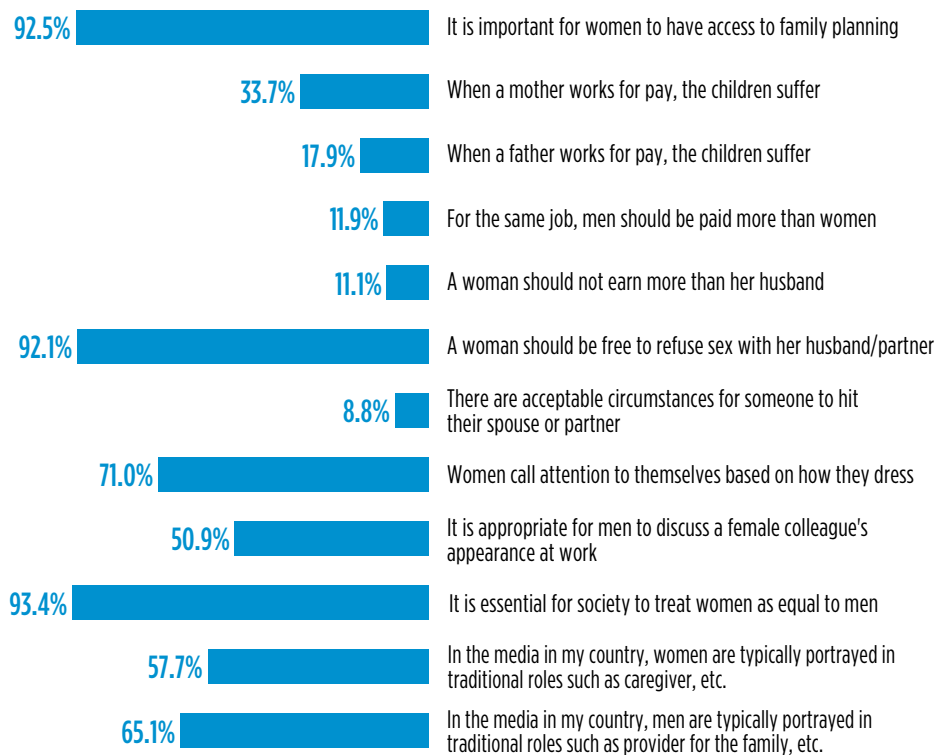
	% POOR/ UNSAFE	% ADEQUATE
In general, the quality of basic health care for women is	3.2	17.0
In general, the quality of basic health care for men is ...	2.6	15.9
In general, the quality of basic health care for you is ..	3.8	15.1
The quality of family planning services is ...	4.8	30.5
In general, do most women feel safe when they are in their home (by safe, we mean "free from physical, mental, or emotional harm")?	4.4	26.3
In general, do most women feel safe when they are in public spaces (by safe, we mean "free from physical, mental, or emotional harm")?	4.8	23.3

Austria

FIGURE 1



Attitudes: Percentage of respondents who agree with each statement



Austria

FIGURE 2



Future ideal: In your opinion, how important is each of the following to your country's future?

(Completely important + somewhat important)

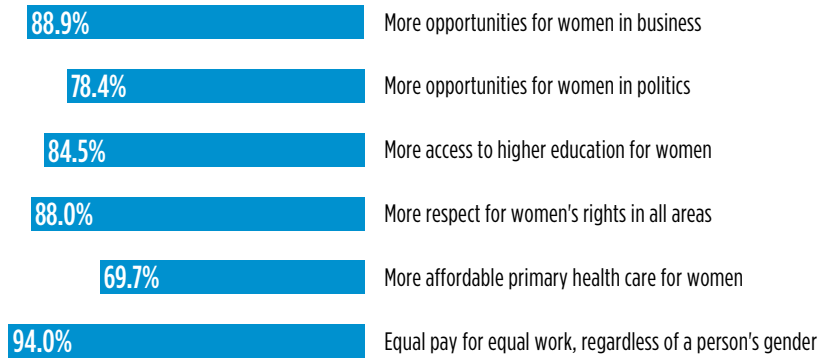


FIGURE 3



Societal roles and priorities: Percentage of respondents who agree with each statement

